

TITLE: Adoption of 2022 Operating & 2022/2023 Capital Budgets	DATE OF MEETING: February 14, 2022
	REPORT DATE: February 10, 2022, 1:02 PM
CLEARANCES:	ATTACHMENTS: 1) January 31, 2022 Report to Council and Budget Submission Package 2) Public Feedback Responses
Written by: Ashley Stradeski - Director of Finance	Ashley Stradeski
Reviewed by: Jessica Matsalla - City Clerk	Jessica Matsalla
Approved by: Lonnie Kaal - City Manager	Lonnie Kaal

BACKGROUND

The proposed 2022 Operating & 2022/2023 Capital Budgets were presented to Council at the January 31, 2022 Council meeting. At that Council meeting, the drafts of the 2022 Operating & Capital Budgets were approved for public consumption, and published for public review on the City’s website.

The detailed report (Attachment #1) includes the original report in its entirety, which includes the operating plans for 2021, as well as the 2022/2023 capital projects and funding sources.

Note: One change from the original report is the revision of the budget for the Deer Park Clubhouse down to \$7.6 million from the original \$7.7 million, per update from the Jan 31, 2022 Council Meeting.

DISCUSSION/ANALYSIS/IMPACT

On February 1, 2022 the entire budget report was posted to the City’s website, as well as advertised on our social media platforms, a news release and the local newspaper. The public was encouraged to review the budget and provide any feedback, comments or questions. Any legitimate public response will be summarized and presented to Council, if it is received by noon February 14, 2022.

Given that the public feedback period closes on February 14, additional public comments/questions may be presented to Council by Administration on the day of the Council meeting (which may not be contained in this written report).

As of the date of this report, three written submissions were received, see Attachment #2.

FINANCIAL IMPLICATIONS

To reiterate the original budget submission, the 2022 Budget is proposed with a 4.86% increase to taxation revenue, which is broken down as follows:

RCMP Contract	2.36%
Decrease in Municipal Revenue Sharing Grant (PST)	0.50%
All Department Operations	1.00%
Capital	<u>1.00%</u>
Total Budget Increase	4.86%

As the City is not allowed to run a deficit, the budget contains a small forecasted surplus of \$4,422.

COMMUNICATION PLAN/PUBLIC NOTICE

If approved, the 2022 Budget will be posted on the City's website at www.yorkton.ca/budget along with the public review form being available year round for general comments or queries. The approved budget will also be promoted through our social media platforms and in the local newspaper.

OPTIONS

1. That Council adopt the 2022 Operating & 2022/2023 Capital Budget as presented.
2. That Council adopt the 2022 Operating & 2022/2023 Capital Budget with amendments.
3. That Council deny the adoption of the 2022 Operating & 2022/2023 Capital Budget as presented for reasons provided by Council.
4. That Council provides other direction to Administration.

RECOMMENDATION

That Council adopt the 2022 Operating & 2022/2023 Capital Budgets as presented.

REPORTS TO COUNCIL

TITLE: 2022 Operating & 2022 / 2023 Capital Budgets	DATE OF MEETING: January 31, 2022
	REPORT DATE: January 26, 2022
CLEARANCES:	ATTACHMENTS: <ol style="list-style-type: none"> 1) 2022 Operating Budget Submission; 2) 2022 Operating Budget Summary; 3) 2022 / 2023 Capital Budget; 4) Tax Revenue and Departmental Expense Pie Chart
Written by: Ashley Stradeski – Director of Finance <p style="text-align: right;">Ashley Stradeski</p>	
Reviewed by: Jessica Matsalla - City Clerk <p style="text-align: right;">Jessica Matsalla</p>	
Approved by: Lonnie Kaal - City Manager <p style="text-align: right;">Lonnie Kaal</p>	

BACKGROUND

Budget preparations were begun by the individual departments in September and October of last year. These were compiled, analyzed and adjusted through our cooperative process over October and November, and initially brought before Council at the Strategic Planning meetings on December 7 & 9 of 2021 and January 12, 2022, to present, discuss, and to seek direction from Council.

During these meetings, departmental budgets were reviewed, discussed, and service levels were considered in conjunction with budget. All queries and additional details were brought back to Council for consideration, as well as in depth discussion on topics and areas where Council thought important.

DISCUSSION

The City has prepared a service level status quo budget, as discussed at the Council meeting of November 15, 2021. This means that costs reflected in the budget are estimated to provide the same level of services to the residents of Yorkton as the year prior. Administration was very conscious of the impact to taxpayers, and worked hard to keep spending to a minimum while ensuring service level delivery was not decreased wherever possible.

Our initial budget sat at over a 12% increase in taxes required, with 1% included in that for Capital, and the remaining towards our operating budget. Of this, RCMP was responsible for approximately 8%.

This large increase in policing costs, by far accounting for the largest part of the increase in budget, is due to a new collective agreement signed between the Federal Government and the RCMP. This is not a process that anyone from this city, or any one particular city, was involved in. It also did not specifically involve our local RCMP – this was a Canada-wide process that we and our local RCMP did not have much, if any, input in. It involves significant increases in RCMP salary on an ongoing basis, as well as a very significant amount of retroactive pay which will be charged to the City in its upcoming contract year with the RCMP.

After applying our RCMP and other reserves to cover the approximately \$1.4 million of RCMP retro pay, as well as additional department budget reviews with further reductions made during deliberations with Council, the total tax increase is down to 4.86% of which:

RCMP contract	2.36 %
Decrease in Municipal Revenue Sharing (PST Grant)	0.50 %
All other department operations	<u>1.00 %</u>
	3.86 %
Capital	<u>1.00 %</u>
	4.86 %

This works out to approximately \$1.24 million dollars, again with roughly half of this going to the RCMP.

The impact to the average residential homeowner would be roughly \$8 a month.

Operating Budget – 2022

Attachments 1 & 2 include the Operating Budget Submission and the Operating Budget Summary. The Operating Budget Submission is a more in depth look at the various departmental budgets as well as a summary of what services those departments perform, with the summary being a “one pager” of the budget as a whole.

The operations of all departments within the City, RCMP and Environmental Services aside, were kept to a 1.0% increase in taxes, or roughly \$255,000. This includes everything from Public Works, Parks, and Fire protective services to Corporate Services. This was a challenge in a year where inflation has peaked at nearly 4.5%, however the burden on taxpayers was kept in mind throughout the entire budget process. Similarly to any individual or business, inflation does affect the majority of costs incurred by the City as well. As costs for goods and services rise, the City bears these increases in its budget.

Significant Items

RCMP Contract

As previously mentioned, the RCMP budget had *significant* challenges this year. A new agreement was ratified between the RCMP and the Federal government, and the RCMP had been without a contract for a number of years.

This agreement came with it a total cost to the City of Yorkton upwards of \$2.1 million. This alone would just about account for the most significant tax increase in over a decade for the City.

The largest portion of this is retro pay, for which the City had been saving towards in the RCMP budget for a number of years. What was saved has, however, fallen short, with approximately \$785,000 in reserves for policing to go towards the \$1.4 million of retro pay, which is a one-time expense. The remaining amount is to be funded from other general reserves. Aside from this, there is an ongoing increase in pay for RCMP members, which will be approximately \$670,000.

Changes in administrative staffing were effected in order to bring this amount down, as well as looking into other ways to streamline the RCMP budget, including reviewing secondary service deliveries such as court services, criminal record checks, and other such items.

Municipal Revenue Sharing

Annually, the City receives revenue from the province by the Municipal Revenue Sharing grant. This comes in the form of a share of PST revenue. The Provincial Government takes a portion of all PST revenue, and allocates it to municipalities.

As PST revenues have decreased as a result of economic slowdown, our share of this has likewise decreased. This has had an effect on our budget to the tune of \$137,000 of lost revenues, or roughly half a percent of taxation.

While we cannot control these grants, it is possible it may decrease further in future years as the effects of the pandemic on PST revenues is unknown. There has been significant stimulus that has resulted in government construction projects which would increase this as well, though whether this would offset an overall economic decrease is indeterminable at this time.

COVID-19

The effects of the COVID-19 pandemic are still impacting operations at the city to some extent.

While the City has and will continue to provide the majority of the core services, others are impacted and they have an impact on costs and revenues as well.

The general services such as roadwork, providing safe and clean drinking water to citizens, maintaining our parks and greenspaces, policing and fire services, and many other services must continue regardless of economic impact from the pandemic.

Other services, such as recreation facilities, are greatly impacted. Revenues from the use of our recreation facilities suffered during COVID, and with usage down and capacity limits a constant unknown due to restrictions, there is projected to be continued revenue shortages due to the pandemic.

While some of these decreases in revenue are offset by decreases in variable costs (such as lower staffing costs if facilities are underutilized,) there are many fixed costs that do not go away simply because our facilities are not being used to their full capacity. The power, heating and insurance costs are significant and do not go away, for example.

To offset this, the City will be using some of its COVID Safe Restart grant funding it received towards the end of 2020 to cover the lost revenue, as this was the intent of the grant. The City received \$975,000 in 2020, of which \$350,000 was utilized in the 2021 budget to offset expected decreased revenues. The remaining \$625,000 has been in reserve, and we are recommending we utilize \$265,000 to offset the temporary revenue losses projected for 2022 such that they are not a tax increase burden for the citizens of Yorkton.

Environmental Services (Waterworks, Landfill & Refuse/Recycling)

With regards to our Water Utility, this budget includes the previously approved 3% increase to water rates as well as the \$1 / month increase to the residential water base charge. This will offset increasing costs with replacing water lines, sewer lines, and meters, as well as the ever aging water and sewer underground infrastructure as discussed in the Council meeting of November 15, 2021.

While this rate increase is substantial, the results are approximately \$2.30 / month for the average residential user and the increase allows the City to better keep on top of its aging underground infrastructure.

Capital Budget – 2022

This capital budget includes a 1% increase in taxes, or roughly an addition of \$255,000. This will bring the annual capital total to \$4,645,000 for 2022, and as this is a 2 year capital budget there is a 1% increase for 2023 towards capital (minimum) as well.

For the 2022 capital items, the majority of these were approved last year with our 2021 / 2022 capital budget. This included the initial funding for the York Road project, an estimated \$17 million project which the City will fund in conjunction with Provincial funding from 2022 to 2027, with construction starting in 2023 for the roadway, with possibly some of the drainage and ditch work in 2022.

Additional projects to 2022 that were added include upgrades to the Gallagher Centre ice plant, which will be funded through the recreation levy that's already included in everyone's tax bills, as well as well as work towards a Recreation Master Study and some WaterWorks infrastructure upgrades.

The other big addition to 2022's capital budget, which was added during prior Council meetings, is the Deer Park Clubhouse. This project is approximately \$7.7 million, and is being funded through a loan to be repaid using the recreation facility levy.

For 2023, this is our first look at all the projects on this budget. One of the largest portion of funds, \$2,775,000 is allocated towards upgrades to the Kinsmen Arena. These include work to the slab and infrastructure to maintain the rink surface, as well as ice plan upgrades / overhauling to ensure that the Kinsmen Arena can operate into the near and mid-term. This work will likely be performed over two years, and will be funded by the recreation levy as well.

Another large portion is \$2,500,000 allocated towards the York Road project and will continue to be for a number of years. As mentioned previously, construction will likely occur over the 2023 and 2024 construction seasons.

Waterworks also has some significant capital upgrades, mostly to the Water Tower. These will keep our water systems functioning and service clean water to Yorkton into the future. All utility capital is funded from the utility's own revenue.

Other significant projects include work to the Airport Terminal building, Deer Park irrigation and drainage, as well as some work to the Godfrey Dean and Gallagher Centre to ensure the buildings are kept up.

New projects include a Pump Bike Park, which was discussed last year in a few Council meetings.

This is far from a complete list, as there are numerous small projects being funded from either the capital budget or from reserves, and the entire list is included as Attachment 3.

FINANCIAL IMPLICATIONS

This budget represents a larger tax increase than has been seen in the past few years. This is in large part due to factors outside our control, such as the RCMP contract and the provincial grant decrease; without these, we would be putting forth a 2.0% tax increase (1% for operating and 1% for capital.)

The increase to taxation allows the City to balance the budget despite decreasing revenues from Provincial grants, as well as vastly increased RCMP costs.

As mentioned, the impact to the average residential homeowner will be approximately \$8.11 per month, or roughly twice that for an equally valued commercial property.

COMMUNICATION PLAN

As has been our practice, the package included with this report will be made public on our website subject to Council's approval tonight, and the budget submission presentation will be posted permanently on the City's website as well. This presentation has been updated to be much more readable and easier to follow for the general public.

The budget information will be posted February 1st, until the next Council meeting for feedback to be collected on our website or by direct communication with us at the City. We encourage all questions by phone, email or through our website feedback form, which will be linked off our main page and on social media.

OPTIONS

1. That Council direct Administration to publish the 2022 Operating and 2022/2023 Capital Budget report in its entirety on the City's website for public review, and further that Administration bring a subsequent budget report to the February 14, 2022 Council Meeting for adoption.
2. Other direction as Council deems appropriate.

RECOMMENDATION

That Council direct Administration to publish the 2022 Operating and 2022/2023 Capital Budget report in its entirety on the City's website for public review, and further that Administration bring a subsequent budget report and summary of feedback to the February 14, 2022 Council Meeting for adoption.



Where Good Things Happen!

Attachment 1

City Budget 2022

Operating & Capital

Presented to Council – January 31, 2022

Operating - Status-Quo Budget

- Providing same levels of service as prior year
- Reflects minimal changes to operations
- Includes increases for forecasted changes:
 - Utilities
 - Fuel
 - Wages/benefits
 - Insurance
- Presented on a department by department basis
- Significant variances explained

General Revenue

	Actual 2020	Budget 2021	Budget 2022	\$ Change	% Change
Revenue					
Taxes including Grants In Lieu	24,855,659	25,144,017	26,509,872	1,365,855	5.43%
Tax Losses	(60,913)	(100,000)	(100,000)	0	0.00%
Interest Income and Tax Penalties	369,977	456,075	469,099	13,024	2.86%
Crown Surcharges	3,036,414	3,130,000	3,130,000	0	0.00%
Municipal Operating Grant	3,295,807	3,241,590	3,109,734	(131,856)	-4.07%(1)
	<u>31,496,944</u>	<u>31,871,682</u>	<u>33,118,705</u>	<u>1,247,023</u>	<u>3.91%</u>

Variances:

(1) Decrease in municipal operating grant

Legislative



Provides:

Support & training for Council objectives



Council receptions/committees



Local grants (YBID, Film Festival, Art gallery and Tourism facility rents, youth rec facility rebates) and donations



Legislative

	Actual 2020	Budget 2021	Budget 2022	\$ Change	% Change
Expenses					
Council remuneration	258,577	261,248	261,370	122	0.05%
City promotional	13,937	16,000	16,000	0	0.00%
Office expense	80,166	73,999	73,825	(174)	-0.24%
Election expense	49,483	4,200	4,500	300	7.14%
Receptions & recognitions	5,700	7,000	7,000	0	0.00%
Grants and donations	131,575	153,215	155,305	2,090	1.36%
Facility rebates	151,182	172,000	161,500	(10,500)	-6.10%(1)
	<u>690,621</u>	<u>687,662</u>	<u>679,500</u>	<u>(8,162)</u>	<u>-1.19%</u>

Variances:

- (1) Rebates/grants based on revenue from sports groups



Corporate Services



Corporate Services

Provides support for city-wide services

City Clerk's Office

- Records management – policies/bylaws/minutes
- Council admin – meetings/agendas/elections
- Committee administration
- Legal matters
- Privacy and access to information
- City-wide contract administration
- Land leases
- Bylaw services (traffic, parking, property standards and enforcement)
- City-wide safety programs and administration



Corporate Services

Human Resources



- Recruitment and onboarding of new employees
- Corporate learning and development strategy
- Workforce planning
- Payroll and benefits administration
- OH&S programming, COR certification
- Administration and management of disability claims (WCB, STD, LTD)
- Employee relations, performance management and discipline
- Unionized relations and the bargaining cycle

Finance



- Budget
- Property tax (assessment and enforcement)
- Utility billing administration and collections
- Accounts payables, receivables, city-wide payment processing
- Financial reporting and treasury management
- Insurance and risk management
- City-wide IT services, security, network and delivery

Corporate Services

	Actual 2020	Budget 2021	Budget 2022	\$ Change	% Change
Revenues					
Leased Land	23,243	32,000	32,000	0	0.00%
Office Services	19,133	32,650	37,500	4,850	14.85%
Bylaw Services	47,552	123,000	93,000	(30,000)	-24.39%(1)
Parking Fees	17,072	24,000	20,000	(4,000)	-16.67%
	<u>107,000</u>	<u>211,650</u>	<u>182,500</u>	<u>(29,150)</u>	<u>-13.77%</u>
Expenses					
City Manager/City Clerk	629,791	589,217	604,231	15,014	2.55%
Human Resources	544,855	582,428	648,095	65,667	11.27%(2)
Finance/Information Technology	1,070,851	1,093,894	1,143,287	49,393	4.52%(3)
City Administration	812,533	859,150	867,650	8,500	0.99%
City Owned Property	12,920	8,000	10,000	2,000	25.00%
Bylaw	311,095	327,802	345,756	17,954	5.48%(4)
Parking	31,064	35,280	36,050	770	2.18%
	<u>3,413,108</u>	<u>3,495,771</u>	<u>3,655,069</u>	<u>159,298</u>	<u>4.56%</u>
Net Expenses over Revenue	<u>3,306,108</u>	<u>3,284,121</u>	<u>3,472,569</u>	<u>188,448</u>	<u>5.74%</u>

Variances:	
(1)	Decrease in ticket revenue
(2)	Truth and Reconciliation training per Council direction
(3)	Includes \$15,000 increase for software
(4)	New CSO training course



City of
Yorkton
FIRE PROTECTIVE
SERVICES

Fire Protective Services

Fire Protective Services

Provides:



- Fire suppression for the City (24 hour availability)
- Vehicle accident rescue and response
- Prevention (fire drills, CO₂ detection)
- Public education and equipment safety programs
- Fire inspections (residential, commercial, industrial)
- RM service agreements (within 5 km)
- Emergency management (EMO) for the City and Fire Hall acts as Emergency Operations Centre
- Hazardous material response
- Train derailment response for City and RMs

Fire Protective Services

	Actual 2020	Budget 2021	Budget 2022	\$ Change	% Change
Revenues					
Fire Service Fees	110,812	55,500	75,500	20,000	36.04%
Fire Service Agreements	368,125	360,000	370,000	10,000	2.78%
	<u>478,937</u>	<u>415,500</u>	<u>445,500</u>	<u>30,000</u>	<u>7.22%</u>
Expenses					
Administration	456,487	443,302	457,240	13,938	3.14%
Prevention & Education	4,277	20,300	20,000	(300)	-1.48%
Operations & Suppression (IAFF)	2,126,411	2,217,374	2,227,690	10,316	0.47%
Training	4,202	39,000	39,000	0	0.00%
Equipment	317,210	292,820	299,620	6,800	2.32%
Hall Maintenance	112,335	89,490	92,390	2,900	3.24%
Emergency Measures	25,419	24,385	24,135	(250)	-1.03%
	<u>3,046,342</u>	<u>3,126,672</u>	<u>3,160,075</u>	<u>33,404</u>	<u>1.07%</u>
Net Expenses over Revenue	<u>2,567,405</u>	<u>2,711,172</u>	<u>2,714,575</u>	<u>3,404</u>	<u>0.13%</u>



RCMP



RCMP

Provides:



- 24-hour policing service with a 28 member force
- Public education programs (bike rodeo, positive ticketing, driving without impairment, school resource officer)
- GIS (plain clothes unit, warrant writing, drug enforcement)
- Police and Crisis Team (assists with mental health calls, community service needs, liaise with Yorkton Hospital)
- Crime Reduction Unit (warrants executions, offender compliance checks)
- Events monitoring/parade escorts
- School zones and traffic enforcement
- Queen's Bench security
- Criminal record checks
- Victim services

RCMP

	Actual 2020	Budget 2021	Budget 2022	\$ Change	% Change
Revenues					
Court fines & criminal record checks	177,550	220,000	220,000	0	0.00%
Rent agreement	61,815	61,197	61,197	(0)	0.00%
Provincial Government funding	330,000	330,000	330,000	0	0.00%
	<u>569,365</u>	<u>611,197</u>	<u>611,197</u>	<u>(0)</u>	<u>0.00%</u>
Expenses					
Administration	1,069,387	889,432	828,423	(61,010)	-6.86%
Federal Contract	3,903,588	4,275,000	4,937,970	662,970	15.51%(1)
	<u>4,972,975</u>	<u>5,164,432</u>	<u>5,766,393</u>	<u>601,960</u>	<u>11.66%</u>
Net Expenses over Revenue	<u>4,403,610</u>	<u>4,553,235</u>	<u>5,155,196</u>	<u>601,961</u>	<u>13.22%</u>

Variances:

- (1) \$1.45 million increase in contract, applied \$785,000 from reserves to assist in offsetting retro pay

Cemetery

Provides:



- Casket and cremation internments
- Coordinate plot sales and buy-back programs, permit applications
- Internment site preparation
- Maintenance services (grass cutting, flowers, snow removal)



Cemetery

	Actual 2020	Budget 2021	Budget 2022	\$ Change	% Change
Revenues					
Sales, permits & fees	111,240	155,000	168,000	13,000	8.39%
	<u>111,240</u>	<u>155,000</u>	<u>168,000</u>	<u>13,000</u>	<u>8.39%</u>
Expenses					
Salaries & Benefits	73,844	98,000	105,000	7,000	7.14%
Utilities	7,175	12,300	12,300	0	0.00%
Maintenance & Equipment	91,547	89,336	89,340	4	0.00%
	<u>172,565</u>	<u>199,636</u>	<u>206,640</u>	<u>7,004</u>	<u>3.51%</u>
Net Expenses over Revenue	61,325	44,636	38,640	(5,996)	-13.43%
Transfer to / from Reserve	0	10,000	0	(10,000)	100.00%
	<u>61,325</u>	<u>54,636</u>	<u>38,640</u>	<u>(15,996)</u>	<u>-29.28%</u>

Deer Park

- 18 hole full service golf course
- Pro shop, clubhouse, food and beverage services
- Tournament hosting
- Junior, Adult, and Senior programs
- Maintenance (irrigation, grass cutting, course repairs)



#4

Golfers' Choice Best Value Course in Canada

As good of a country side course as you'll play. Country Club conditions with a municipal price tag. ★★★★★

Deer Park

	Actual 2020	Budget 2021	Budget 2022	\$ Change	% Change
Revenues					
Fees, season passes & tournaments	457,209	469,200	473,200	4,000	0.85%
Concession commission	1,750	2,500	2,500	0	0.00%
Fleet equipment rental recovery	103,000	105,000	107,000	2,000	1.90%
	<u>561,959</u>	<u>576,700</u>	<u>582,700</u>	<u>6,000</u>	<u>1.04%</u>
Expenses					
Administration	107,969	107,500	107,600	100	0.09%
Golf Course	552,503	565,395	578,530	13,135	2.32%
Clubhouse	54,351	57,500	59,000	1,500	2.61%
Fleet equipment	103,000	105,000	107,000	2,000	1.90%
	<u>817,823</u>	<u>835,395</u>	<u>852,130</u>	<u>16,735</u>	<u>2.00%</u>
Net Expenses over Revenue	<u>255,864</u>	<u>258,695</u>	<u>269,430</u>	<u>10,735</u>	<u>4.15%</u>

Library



Provides:



Library services contracted through Parkland Regional Library/Yorkton Public Library (books, movies, digital resources, library loans, internet provision)



Our budget provides for the annual levy, library programming activities and operations of the building including:



- Utilities
- Rental rooms
- Janitorial
- Snow removal
- Security

Library

	Actual 2020	Budget 2021	Budget 2022	\$ Change	% Change
Revenues					
Rental income	1,230	2,000	2,500	500	20.00%
Fees and other revenue	9,595	25,000	15,000	(10,000)	-66.67%
	<u>10,825</u>	<u>27,000</u>	<u>17,500</u>	<u>(9,500)</u>	<u>-35.19%</u>
Expenses					
Building & maintenance	169,944	177,075	182,275	5,200	2.94%
Materials	27,274	44,000	44,000	0	0.00%
Regional levy requisition	385,000	390,000	390,000	0	0.00%
	<u>582,218</u>	<u>611,075</u>	<u>616,275</u>	<u>5,200</u>	<u>0.85%</u>
Net Expenses over Revenue	<u>571,393</u>	<u>584,075</u>	<u>598,775</u>	<u>14,700</u>	<u>2.52%</u>

RCS - Admin

Provides:

- General RCS dept-wide administration
- Contract and agreements management
- Community and Culture programs (fitness, activities, summer programming, park parties)
- Heritage and archives
- Sask lottery grant administration to community
- Deer Park marketing, administration and cash reporting
- Cemetery finance and administration



RCS - Admin

	Actual 2020	Budget 2021	Budget 2022	\$ Change	% Change
Revenues					
Fees	10,162	62,100	59,500	(2,600)	-4.19%
Grant revenue	204,302	199,794	207,394	7,600	3.80%(1)
	<u>214,464</u>	<u>261,894</u>	<u>266,894</u>	<u>5,000</u>	<u>1.91%</u>
Expenses					
Administration	304,018	327,775	340,465	12,690	3.87%
Heritage	41,229	33,789	42,090	8,301	24.57%(1)
Programming	331,957	373,564	427,094	53,530	14.33%(2)
	<u>677,204</u>	<u>735,128</u>	<u>809,649</u>	<u>74,521</u>	<u>10.14%</u>
Net Expenses over Revenue	<u>462,740</u>	<u>473,234</u>	<u>542,755</u>	<u>69,521</u>	<u>14.69%</u>

Variances:

- (1) Grant offsetting student cost
- (2) ½ of Program Services Manager moved from Gloria Hayden to here

RCS - Facilities


Provides:

Preventative, reactive maintenance, capital upgrades, janitorial services and snow removal



Facilities include:

- *Godfrey Dean/Land Titles* – facility rentals, strategic partnerships (Art Gallery, Arts Council, Film Festival)
- *Gloria Hayden* – sport and recreation programming, gym rentals
- *Tourism/Chamber*
- *Kinsmen Arena*
- *Deer Park Clubhouse*
- *Outdoor man-made structures*



RCS – Facilities

	Actual 2020	Budget 2021	Budget 2022	\$ Change	% Change
Revenues					
Godfrey Dean	42,733	56,800	52,000	(4,800)	-8.45%
Kinsmen Arena	234,783	229,500	218,500	(11,000)	-4.79%
Gloria Hayden	38,362	45,000	48,000	3,000	6.67%
Tourism	17,381	24,000	24,000	0	0.00%
	<u>333,258</u>	<u>355,300</u>	<u>342,500</u>	<u>(12,800)</u>	<u>-3.60%</u>
Expenses					
Godfrey Dean	68,841	86,850	77,280	(9,570)	-11.02%
Kinsmen Arena	319,747	319,692	316,245	(3,447)	-1.08%
Gloria Hayden	94,120	126,720	116,650	(10,070)	-7.95%(1)
Facility Maintenance	236,115	224,810	240,542	15,733	7.00%
Tourism	28,615	39,600	32,180	(7,420)	-18.74%
	<u>747,437</u>	<u>797,672</u>	<u>782,897</u>	<u>(14,774)</u>	<u>-1.85%</u>
Net Expenses over Revenue	<u>414,179</u>	<u>442,372</u>	<u>440,397</u>	<u>(1,974)</u>	<u>-0.45%</u>

Variances:

- (1) Program Services Manager ½ position moved to RCS Admin, hours made up by Rec Attendants



Parks



RCS - Parks

Provides:



- City-wide green space and park management
 - Urban forestry (tree trimming, debris)
 - Grass cutting (city-wide, over 550 acres)
 - Horticulture and beautification (shrubs/flowers)
- 
- Sportsfield maintenance (ball diamonds, soccer fields, disc golf course, tennis courts)
 - Playgrounds (8), spray parks (3), outdoor rinks (5), skate park, dog park
- 
- Pathways (7.6 km paved, 9.9 km unpaved) (includes snow removal and maintenance)
 - Pest control (weeds, tree worms, mosquitoes, Dutch Elm disease, gophers)

RCS - Parks

	Actual 2020	Budget 2021	Budget 2022	\$ Change	% Change
Revenues					
Parks/Ball Diamonds	34,390	60,500	63,500	3,000	4.96%
Other outdoor	1,742	13,500	14,600	1,100	8.15%
	<u>36,132</u>	<u>74,000</u>	<u>78,100</u>	<u>4,100</u>	<u>5.54%</u>
Expenses					
Administration	392,908	408,217	413,244	5,027	1.23%
Parks maintenance	230,893	189,184	191,304	2,120	1.12%
Grass cutting	292,502	319,810	324,925	5,115	1.60%
Forestry	321,437	296,176	301,310	5,134	1.73%
Soccer fields	12,842	33,184	33,525	341	1.03%
Horticultural	109,083	123,243	128,810	5,567	4.52%
Pest control	30,482	38,745	40,047	1,302	3.36%
Ball diamonds	108,842	129,736	138,901	9,165	7.06%(1)
Outdoor facilities	100,270	131,357	137,207	5,850	4.45%
	<u>1,599,259</u>	<u>1,669,653</u>	<u>1,709,273</u>	<u>39,621</u>	<u>2.37%</u>
Net Expenses over Revenue	<u>1,563,127</u>	<u>1,595,653</u>	<u>1,631,173</u>	<u>35,521</u>	<u>2.23%</u>

Variances:

(1) Insurance costs for Jubilee ball diamonds



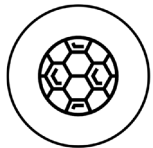
Gallagher Centre

Gallagher Centre

Provides:



- Community programs (drop in sports, public skating, walking tracks)
- Sport, recreation and event hosting
- Aquatic programs, rentals and swimming lessons



- Ice surfaces (hockey arena, curling rink)
- Convention Centre (small – large meetings, conferences, weddings, catering)
- Exhibition grounds, grandstand, agricultural events




Gallagher Centre

	Actual 2020	Budget 2021	Budget 2022	\$ Change	% Change
Revenues					
General fees & commissions	330,279	293,200	362,000	68,800	23.47%
Agri-Pavillion	5,463	10,000	15,500	5,500	55.00%
Ice rentals	238,120	286,500	316,500	30,000	10.47%
Room rentals	24,377	25,000	54,000	29,000	116.00%
Convention centre & concession	199,923	116,360	343,500	227,140	195.20%
Curling rink	59,887	50,500	55,000	4,500	8.91%
Flexi-Hall	61,622	159,000	129,000	(30,000)	-18.87%
Grounds & parking lot	4,496	10,000	12,000	2,000	20.00%
Waterpark	210,039	318,500	640,000	321,500	100.94%
	<u>1,134,205</u>	<u>1,269,060</u>	<u>1,927,500</u>	<u>658,440</u>	<u>51.88%</u> (1)
Expenses					
Administration	331,616	354,375	527,942	173,567	48.98%
Agri-Pavillion	58,214	51,360	54,626	3,266	6.36%
Arena	210,936	353,290	427,036	73,746	20.87%
Building maintenance and utilities	628,193	681,500	723,818	42,318	6.21%
Janitorial	439,517	305,067	337,922	32,854	10.77%
Convention centre & concession	391,997	153,310	214,150	60,840	39.68%
Curling rink	28,806	27,580	30,003	2,423	8.79%
Flexi-Hall	44,623	51,010	56,105	5,095	9.99%
Grounds & parking lot	94,344	92,330	131,457	39,127	42.38%(2)
Waterpark	980,681	1,044,220	1,312,478	268,258	25.69%
	<u>3,208,926</u>	<u>3,114,042</u>	<u>3,815,536</u>	<u>701,493</u>	<u>22.53%</u>
Net Expenses over Revenue	2,074,721	1,844,982	1,888,036	43,053	2.33%
Transfer (from) to Reserves	34,999	35,000	35,001	1	0.00%
	<u>2,109,720</u>	<u>1,879,982</u>	<u>1,923,037</u>	<u>43,054</u>	<u>2.29%</u>

Gallagher Centre (continued)

Variances:	
(1)	<p>Gallagher revenue still lagging due to COVID-19</p> <ul style="list-style-type: none"> - Applied \$265,000 of Covid Safe Restart Funds to cover revenues to match 2020 levels <p>Pre-COVID expenses should be compared, since 2021 budget reflected covid changes</p> <ul style="list-style-type: none"> - See 2020 to 2022 comparison
(2)	New grandstand operating costs (\$10,000)



Gallagher	2020 Budget (Pre-COVID)	2022 Budget	Budget Variance	Budget Variance (%)
Expenses	3,914,620	3,815,536	(99,084)	- 2.5%

Transit

Provides:



- Contracted service through SaskAbilities
- RCS supervises contract, administration
- Maintenance of transit vehicles and stops/shelters



Transit

	Actual 2020	Budget 2021	Budget 2022	\$ Change	% Change
Revenues					
Grants	50,291	55,000	55,000	0	0.00%
Transit	18,225	34,000	30,000	(4,000)	-11.76%
	<u>68,516</u>	<u>89,000</u>	<u>85,000</u>	<u>(4,000)</u>	<u>-4.49%</u>
Expenses					
Maintenance and Insurance	14,014	29,000	327,020	298,020	1027.66% ⁽¹⁾
Transit Contracted Services	397,363	388,000	90,000	(298,000)	-76.80%
	<u>411,378</u>	<u>417,000</u>	<u>417,020</u>	<u>20</u>	<u>0.00%</u>
Net Expenses over Revenue	342,862	328,000	332,020	4,020	1.23%
Transfer to Reserves	15,000	16,000	17,000	1,000	6.25%
	<u>357,862</u>	<u>344,000</u>	<u>349,020</u>	<u>5,020</u>	<u>1.46%</u>

Variance:


- (1) Contract has changed to a management fee based structure; no actual change in cost



Engineering & Asset Management

Engineering & Asset Mgmt

Provides:



- Engineering services and support for city-wide projects:
 - Technical expertise, cost estimations
 - Engineering standards
 - Drafting (AutoCAD), surveying, custom mapping
 - Infrastructure design
 - Subdivision development



- Capital project management (tenders, contracts)
- Traffic control (intersection design, traffic analysis, day to day operations, and equipment maintenance)



- Street lights (repair and maintenance, long term planning)
- Drainage (storm water modeling, investigation, improvements)
- Asset Management (GIS database, civic addressing, asset inventory, conditions, risk assessment)


Engineering & Asset Management

	Actual	Budget	Budget	\$	%
	2020	2021	2022	Change	Change
Expenses					
Engineering	720,012	742,007	759,141	17,134	2.31%
Street Lighting	562,047	549,800	559,800	10,000	1.82%
Traffic Control	52,863	84,440	84,440	0	0.00%
	<u>1,334,923</u>	<u>1,376,247</u>	<u>1,403,381</u>	<u>27,134</u>	<u>1.97%</u>

Engineering - Facilities



Provides:



Maintenance services for non-recreation facilities and equipment including:



- City Hall (including janitorial)
- City Operations Centre
- Sewer Treatment Plant
- Water Treatment Plant



Capital upgrades as needed

Engineering - Facilities

	Actual 2020	Budget 2021	Budget 2022	\$ Change	% Change
Revenues					
City Operations Centre Rental	80,700	84,000	228,000	144,000	0.00%
City Hall Rental	453,731	456,916	420,018	(36,898)	-8.08%
	<u>534,431</u>	<u>540,916</u>	<u>648,018</u>	<u>107,102</u>	<u>19.80%</u>
Expenses					
Salaries and wages	246,909	219,345	222,525	3,180	1.45%
Maintenance and contracted services	138,599	139,300	162,000	22,700	16.30%
Janitorial	24,491	40,000	102,000	62,000	155.00%
Insurance	27,450	42,000	55,000	13,000	30.95%
Utilities	153,161	177,500	180,500	3,000	1.69%
Materials & supplies	22,373	27,000	37,000	10,000	37.04%
Equipment	23,883	10,000	10,000	0	0.00%
	<u>636,867</u>	<u>655,145</u>	<u>769,025</u>	<u>113,880</u>	<u>17.38%</u>
Net Expenses over Revenue	<u>102,436</u>	<u>114,229</u>	<u>121,007</u>	<u>6,778</u>	<u>5.93%</u>

Engineering - Fleet

Provides:



Vehicle and equipment maintenance services for entire city



Over 265 vehicles/equipment maintained



Fleet and equipment value of approx. \$21.4 million



Engineering - Fleet

	Actual 2020	Budget 2021	Budget 2022	\$ Change	% Change
Revenues					
Fleet Rental	1,930,092	1,608,362	1,704,000	95,638	5.95%
Expenses					
Salaries & Benefits	434,229	452,623	464,314	11,691	2.58%
Fuel	174,872	210,000	305,000	95,000	45.24%(1)
Insurance	130,494	140,000	140,000	0	0.00%
Parts, Supplies & Maintenance	183,677	252,000	255,000	3,000	1.19%
Rent & Building Costs	123,505	76,800	77,000	200	0.26%
	<u>1,046,777</u>	<u>1,131,423</u>	<u>1,241,314</u>	<u>109,891</u>	<u>9.71%</u>
Net Expenses over Revenue	883,316	476,939	462,686	(14,253)	-2.99%
Transfers to/from Reserves	<u>883,316</u>	<u>476,939</u>	<u>462,686</u>	<u>(14,253)</u>	<u>-2.99%</u>
	<u>0</u>	<u>0</u>	<u>0</u>	<u>0</u>	<u>0.00%</u>

Variations:

(1) Fuel price increase

Planning, Building, Economic Development & Airport

Planning services:

- Administer and implement official community plan, zoning and development bylaws and plans
- Liaise with land developers, property owners, regional planning district
- Development permits, land agreements, contracts, easements

Building services:

- Approve/administer building permits
- Property/building inspections
- Enforce building code and property standards
- Administer business license bylaw



Planning, Building, Economic Development & Airport

Economic Development:

- Create opportunities for business attraction, retention and growth
- Property sales/acquisition
- Promotional activities for the City (marketing material, website and social media)
- Liaise with business community (owners, tenants), Chamber of Commerce, YBID

Airport Management:

- Day-to-day operations, maintenance and development
- Management of tenants, leases, contractors
- Regulatory compliance and safety



Planning, Building, Economic Development & Airport

	Actual 2020	Budget 2021	Budget 2022	\$ Change	% Change
Revenues					
Business Licenses	85,250	95,000	95,000	0	0.00%
Building & Development Permits	107,805	110,000	110,000	0	0.00%
Zoning & Subdivision Fees	6,100	3,000	3,000	0	0.00%
Airport	163,093	109,469	124,177	14,708	13.44%
	<u>362,248</u>	<u>317,469</u>	<u>332,177</u>	<u>14,708</u>	<u>4.63%</u>
Expenses					
Planning Services	309,132	278,405	288,716	10,311	3.70%
Building Services	172,051	254,615	260,467	5,853	2.30%
Economic Development	419,691	381,212	387,626	6,414	1.68%
Airport	110,270	226,600	223,980	(2,620)	-1.16%
	<u>1,011,144</u>	<u>1,140,831</u>	<u>1,160,789</u>	<u>19,958</u>	<u>1.75%</u>
Net Expenses over Revenue	648,896	823,362	828,612	5,250	0.64%
Transfer to Reserves	87,676	45,000	64,328	19,328	42.95%
	<u>736,572</u>	<u>868,362</u>	<u>892,940</u>	<u>24,578</u>	<u>2.83%</u>



Public Works

Provides:



- General administration including managing contracts, inventory control, public inquiries and custom work



- Roads (207 km) and sidewalks (153 km) maintenance:

- Street cleaning/sweeping
- Snow removal/ice control
- Pot hole repairs
- Road resurfacing
- Annual inspections



- Street sign/traffic line maintenance

- Drainage and storm sewer (116 km) maintenance

Public Works

	Actual 2020	Budget 2021	Budget 2022	\$ Change	% Change
Revenues					
Urban Connector Grant	189,487	189,000	189,000	0	0.00%
Snow Permits	8,248	7,000	7,000	0	0.00%
Custom Work	11,738	15,000	15,000	0	0.00%
	<u>209,473</u>	<u>211,000</u>	<u>211,000</u>	<u>0</u>	<u>0.00%</u>
Expenses					
Administration	1,180,289	1,163,550	1,144,204	(19,346)	-1.66%
Street Cleaning	146,489	165,000	165,000	0	0.00%
Surfaced Streets & Lanes	1,191,569	1,220,800	1,220,000	(800)	-0.07%
Gravelled Streets & Lanes	165,054	193,400	196,000	2,600	1.34%
Drainage & Storm Sewer	185,975	343,880	346,600	2,720	0.79%
Catch Basin Maintenance	78,249	73,800	73,800	0	0.00%
Inspections	126,681	238,200	238,200	0	0.00%
Ice Control	188,895	115,660	115,700	40	0.03%
Snow Removal	638,897	576,900	576,900	0	0.00%
Sidewalk & Curb Maintenance	333,770	369,480	370,000	520	0.14%
Decorative Lighting	16,800	13,380	13,500	120	0.90%
Traffic Control	43,316	45,792	45,800	8	0.02%
Traffic Lines	57,970	69,880	70,000	120	0.17%
Street Sign Maintenance	12,580	22,800	22,800	0	0.00%
Railway & Watershed Levy	45,637	42,500	42,500	0	0.00%
Custom Work	6,685	10,000	10,000	0	0.00%
	<u>4,418,857</u>	<u>4,665,022</u>	<u>4,651,004</u>	<u>(14,018)</u>	<u>-0.30%</u>
Net Expenses over Revenue	4,209,384	4,454,022	4,440,004	(14,018)	-0.31%
Transfer to (from) Reserves	<u>85,000</u>	<u>0</u>	<u>1</u>	<u>1</u>	<u>0%</u>
	<u><u>4,294,384</u></u>	<u><u>4,454,022</u></u>	<u><u>4,440,005</u></u>	<u><u>(14,017)</u></u>	<u><u>-0.31%</u></u>

Enviro Services – Landfill

Provides:



Waste disposal site for residential, commercial, industrial and outside city use (including large scale composting, organics and yard waste)



Daily operations contracted out to Hartmier Contracting



Annual profits kept with utility to plan for future capital expansion and decommissioning



Enviro Services - Landfill

	Actual 2020	Budget 2021	Budget 2022	\$ Change	% Change
Revenues					
Fees	3,112,162	2,068,250	2,052,750	(15,500)	-0.75%
	<u>3,112,162</u>	<u>2,068,250</u>	<u>2,052,750</u>	<u>(15,500)</u>	<u>-0.75%</u>
Expenses					
Administration	245,452	288,267	295,272	7,005	2.43%
Waste Disposal Grounds	1,683,572	1,070,920	1,077,684	6,764	0.63%
Waste Disposal Gate	77,056	72,300	73,512	1,212	1.68%
	<u>2,006,079</u>	<u>1,431,487</u>	<u>1,446,468</u>	<u>14,981</u>	<u>1.05%</u>
Net Expenses over Revenue	(1,106,082)	(636,763)	(606,282)	30,481	-4.79%
Transfer to Reserves	<u>1,106,082</u>	<u>636,763</u>	<u>606,282</u>	<u>(30,481)</u>	<u>-4.79%</u>
	<u>0</u>	<u>0</u>	<u>0</u>	<u>(0)</u>	<u>0.00%</u>

Enviro Services - Refuse

Provides:



Weekly curbside collection of garbage (residential), contracted by Ottenbreit Sanitation Services



Refuse division operates on a break-even philosophy



Enviro Services - Refuse

	Actual 2020	Budget 2021	Budget 2022	\$ Change	% Change
Revenues					
Residential Fees	1,036,213	1,034,114	1,034,114	0	0.00%
	<u>1,036,213</u>	<u>1,034,114</u>	<u>1,034,114</u>	<u>0</u>	<u>0.00%</u>
Expenses					
Residential Pickup	513,304	549,736	560,031	10,295	1.87%
Tipping Fees	375,000	393,750	393,750	0	0.00%
	<u>888,304</u>	<u>943,486</u>	<u>953,781</u>	<u>10,295</u>	<u>1.09%</u>
Net Expenses over Revenue	(147,909)	(90,628)	(80,333)	10,295	-11.36%
Transfer to Reserves	<u>147,909</u>	<u>90,628</u>	<u>80,333</u>	<u>(10,295)</u>	<u>-11.36%</u>
	<u><u>0</u></u>	<u><u>0</u></u>	<u><u>0</u></u>	<u><u>0</u></u>	<u><u>0.00%</u></u>

Enviro Services - Recycling

Provides:



- Weekly curbside collection of household recycling services by the Prairie Harvest Employment Program
- Recyclable materials are sorted and processed by SaskAbilities (RecyclAbility Centre)

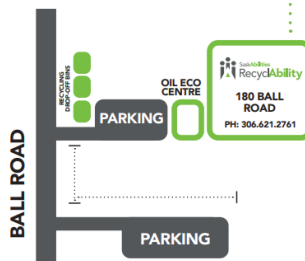


- Public education programs and continuous waste reduction strategies through the Environmental Committee
- Programs partially funded through Multi-Material Stewardship Western



- Annual profits kept with the utility for future capital projects with goal to keep levies affordable but sustainable

 **SaskAbilities**
BALL ROAD SERVICES



TRANSIT
SERVICES OFFICE

RECYCLABILITY
ENTERPRISES

- Recycling drop-off bins for household cardboard, paper, tin, glass, plastics
- Oil Eco-Centre
- Confidential Shred Drop-off
- Fluorescent tubes
- Commercial drop-offs of recyclable products



Recycle Coach

Municipal Media Inc.

Designed for iPad

#48 in Reference

★★★★★ 4.6 • 9K Ratings

Free

Enviro Services - Recycling

	Actual 2020	Budget 2021	Budget 2022	\$ Change	% Change
Revenues					
Grants	252,888	191,941	191,941	0	0.00%
Recycling Fees	536,570	536,688	536,688	0	0.00%
	<u>789,458</u>	<u>728,629</u>	<u>728,629</u>	<u>0</u>	<u>0.00%</u>
Expenses					
Recycling Collection	284,185	365,000	365,000	0	0.00%
Recycling Processing	230,125	170,000	200,000	30,000	17.65%(1)
	<u>514,310</u>	<u>535,000</u>	<u>565,000</u>	<u>30,000</u>	<u>5.61%</u>
Net Expenses over Revenue	(275,148)	(193,629)	(163,629)	30,000	-15.49%
Transfer to Reserves	<u>275,148</u>	<u>193,629</u>	<u>163,629</u>	<u>(30,000)</u>	<u>-15.49%</u>
	<u>0</u>	<u>0</u>	<u>0</u>	<u>0</u>	<u>0.00%</u>

Variances:

(1) Addition of compost collection

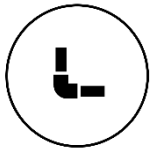


Environmental Services Water/Sewer



Enviro Services – Water/Sewer

Provides:



- Potable treated water distribution and wastewater treatment and infrastructure (approx. 6475 residential and commercial customers, and several large industrial users)
- Repair and maintenance services to the water systems: hydrant flushing, well and aquifer improvements, water breaks, custom work (322 km of water and sewer pipe)



- Annual water and sewer main replacements
- Maintaining and replacing sewer/water customer connections, water meters, and water billing
- Regulatory compliance procedures



- Facility operations and equipment maintenance for the Queen Street WTP, wells and well buildings, water tower, Hwy 10 pumping station and the Water Pollution Control Plant
- Any net profit is kept within the utility to fund future waterworks capital infrastructure

Enviro Services – Water/Sewer

	Actual 2020	Budget 2021	Budget 2022	\$ Change	% Change
Revenues					
Sale of Water	9,307,841	9,132,000	9,427,450	295,450	3.24%
Custom Work	81,602	200,000	300,000	100,000	50.00%(1)
Sewer Service / Connection Fees	407,253	102,000	122,000	20,000	19.61%
Yorkville Utility Board Revenue	59,655	90,000	90,000	0	0.00%
	<u>9,856,351</u>	<u>9,524,000</u>	<u>9,939,450</u>	<u>415,450</u>	<u>4.36%</u>
Expenses					
Administration	1,170,381	1,260,239	1,201,494	(58,745)	-4.66%
Water Meters	179,693	188,020	228,700	40,680	21.64%(2)
Wells	266,739	294,200	300,600	6,400	2.18%
Aquifer	19,825	31,000	31,000	0	0.00%
Distribution System	273,967	210,200	225,000	14,800	7.04%
Water Breaks	821,118	694,000	732,000	38,000	5.48%
Hydrants	99,601	56,425	59,665	3,240	5.74%
Water Main Replacement	962,936	709,600	712,500	2,900	0.41%
Sewer Main Replacement	83,280	278,640	281,500	2,860	1.03%
Water Treatment Plant	854,598	933,960	969,500	35,540	3.81%
Water Tower	16,155	15,900	18,200	2,300	14.47%
Sewer Treatment Plant	1,197,961	1,283,660	1,319,200	35,540	2.77%
Sanitary Sewer Maintenance	318,717	270,000	280,000	10,000	3.70%
Connections	219,588	292,680	320,000	27,320	9.33%
Interest on Long Term Loans	104,696	81,963	46,443	(35,520)	-43.34%
	<u>6,589,255</u>	<u>6,600,487</u>	<u>6,725,802</u>	<u>125,314</u>	<u>1.90%</u>
Net Expenses over Revenue	(3,267,096)	(2,923,513)	(3,213,648)	(290,136)	9.92%
Long Term Loan Principal Payments	772,000	803,000	836,000	33,000	4.11%
Transfer to Reserves	2,495,096	2,120,513	2,377,648	257,135	12.13%
	<u>0</u>	<u>0</u>	<u>0</u>	<u>(0)</u>	<u>0.00%</u>

Variiances:

- | | |
|-----|---|
| (1) | Providing more service connection replacements |
| (2) | Advanced Metering Infrastructure (AMI) software costs |

Capital Budget – Investing in Infrastructure

- Close the “infrastructure deficit”
- Replace aging infrastructure
- Plan large scale projects (Drainage, York Road, Broadway)

Capital Goals



Council Direction -
Keep adding to the
capital budget, at
least 1% per year

2022 Budget with 1%
increase = **\$4,645,000**
to allocate to projects
(see attached listing)

Capital Project Highlights (From 2021)




Darlington/Mayhew Reconstruction



Downtown Revitalization – MEEP



City Operations Centre



Logan Green Pathway

Capital Budget – Projects

Items to consider:

Community need vs. wants

Analysis, investigation, studies

Scope/complexity/timing

Alignment with strategic goals/rec master plan/official community plan

Ongoing funding sources and availability

Summary

Based on the proposed budget, the City requires raising taxes by **\$1,235,000 (4.86%)**

Breakdown of budget increase:	
1.00%	Operations
1.00%	Capital
0.50%	Decrease in Municipal Revenue Sharing Grant
<u>2.36%</u>	RCMP Contract
4.86%	Total Increase

Visit www.yorkton.ca/budget to fill out our budget feedback form!

**CITY OF YORKTON
BUDGET SUBMISSION ORIGINAL
FOR THE YEAR ENDED DECEMBER 31, 2022**

	Actual 2020	Budget 2021	Budget 2022	\$ Change	% Change
Revenue					
Taxes including GIL	25,168,141	25,278,017	25,278,017	0	0.00%
Tax Growth			129,855	129,855	0.51%
Increase to Taxes			980,000	980,000	3.86%
Increase for Capital			255,000	255,000	1.00%
Total Taxes	<u>25,168,141</u>	<u>25,278,017</u>	<u>26,642,872</u>		
BID Levy	(108,115)	(113,000)	(113,000)	0	0.00%
Interest and Tax Incentives	248,373	335,075	349,099	14,024	4.19%
Surcharges	2,892,739	3,130,000	3,130,000	0	0.00%
Municipal Operating Grant	3,295,807	3,241,590	3,109,734	(131,856)	-4.07%
Total Revenue	<u>31,496,944</u>	<u>31,871,682</u>	<u>33,118,705</u>		3.91%
Net Departmental Expenses					
General					
YBID Grant	100,000	100,000	100,000	0	0.00%
Legislative/Council	690,621	687,662	679,500	(8,162)	-1.19%
Corporate Services	3,028,573	3,068,039	3,203,763	135,724	4.42%
Bylaw Control	277,535	216,082	268,806	52,724	24.40%
Total General	<u>4,096,729</u>	<u>4,071,782</u>	<u>4,252,069</u>		4.43%
Protective Services					
Fire	2,567,405	2,711,172	2,714,575	3,404	0.13%
RCMP	4,403,610	4,553,235	5,155,196	601,961	13.22%
Total Protective Services	<u>6,971,014</u>	<u>7,264,407</u>	<u>7,869,771</u>		8.33%
Recreation & Community Services					
Cemetery	61,325	54,636	38,640	(15,996)	-29.28%
Deer Park	255,864	258,695	269,430	10,735	4.15%
Library	571,393	584,075	598,775	14,700	2.52%
RCS - Admin & Programs	462,740	473,234	542,755	69,521	14.69%
RCS - Facilities	414,179	442,372	440,397	(1,974)	-0.45%
RCS - Outdoor & Parks	1,563,127	1,595,653	1,631,173	35,521	2.23%
Transit	357,862	344,000	349,020	5,020	1.46%
Total Recreation & Community Services	<u>3,686,491</u>	<u>3,752,664</u>	<u>3,870,191</u>		3.13%
Gallagher Centre					
Gallagher Centre	1,339,078	1,154,262	1,250,558	96,295	8.34%
Waterpark	770,642	725,720	672,478	(53,242)	-7.34%
Total Gallagher Centre	<u>2,109,720</u>	<u>1,879,982</u>	<u>1,923,036</u>		2.29%
Engineering & Asset Management					
Engineering & Asset Management	718,960	739,912	757,246	17,334	2.34%
Facilities	102,436	114,229	121,007	6,778	5.93%
Fleet	0	0	0	0	0.00%
Traffic Control, Street Lighting & Special Events	615,963	636,335	646,135	9,800	1.54%
Total Engineering & Asset Management	<u>1,437,358</u>	<u>1,490,476</u>	<u>1,524,388</u>		2.28%
Planning, Building & Development					
Planning & Building Services	282,028	325,019	341,183	16,164	4.97%
Economic Development	362,220	381,212	387,626	6,414	1.68%
Airport	92,323	162,131	164,131	2,000	1.23%
Total Planning, Building & Development	<u>736,572</u>	<u>868,362</u>	<u>892,940</u>		2.83%
Public Works	<u>4,294,384</u>	<u>4,454,022</u>	<u>4,440,004</u>	(14,018)	-0.31%
Environmental Services					
Landfill/Garbage	0	0	0	0	0.00%
Residential Garbage	0	0	0	0	0.00%
Water & Sewer	0	0	0	(0)	0.00%
Total Environmental Services	<u>0</u>	<u>0</u>	<u>0</u>		
Total Net Departmental Expenses	<u>23,332,268</u>	<u>23,781,696</u>	<u>24,772,398</u>	4.00%	
Capital, Debt & Reserve Expenditures					
Capital					
Capital Expenditures	4,390,000	4,390,000	4,645,000	255,000	5.81%
New Deals Gas Tax Grant	(1,446,356)	(980,879)	(980,879)	0	0.00%
Total Capital	<u>2,943,644</u>	<u>3,409,121</u>	<u>3,664,121</u>		7.48%
Debt					
GC / Recreation Levy	1,151,254	1,151,254	1,151,254	0	0.00%
Dracup	695,651	696,198	696,198	0	0.00%
Fire Hall	638,846	648,789	648,789	(0)	0.00%
City Operations Center	1,476,523	1,476,523	1,476,523	0	0.00%
Total Debt	<u>3,962,274</u>	<u>3,972,764</u>	<u>3,972,764</u>		0.00%
Reserve Allocation	<u>1,170,477</u>	<u>705,000</u>	<u>705,000</u>	0	0.00%
Total Capital, Debt & Reserve Expenditures	<u>8,076,395</u>	<u>8,086,885</u>	<u>8,341,885</u>		3.15%
NET OPERATING & CAPITAL BUDGET	<u>88,281</u>	<u>3,101</u>	<u>4,422</u>		

2022 & 2023 City of Yorkton Capital Budget

2022 Capital Budget Projects - Rolled Over

2022 Tax Dollars towards Capital Budget

4,645,000

Rollover Projects		Total Cost	From Reserves	Grants/ Donations	Trade-in/Loans/ Other/Land Fund	Capital Budget
Council	Yorkton Brick Mill - Project Cost Sharing	\$ 270,000	(270,000)			0
CDPR (RCS)	Beautification - North Side of Smith Street, Dracup to 7th	\$ 40,000	(40,000)			0
CDPR (RCS)	Lions Ball Diamond Electrical and Backstop Improvements	\$ 23,900	(23,900)			0
CDPR (RCS)	Logan Green Tree Planting Program	\$ 25,000	(25,000)			0
CDPR (RCS)	Outdoor Basketball Courts (Heritage & Knights)	\$ 100,000	(100,000)			0
CDPR (RCS)	Library Sewer Line Replacement	\$ 30,000	(30,000)			0
CDPR (RCS)	HVAC Rooftop Replacement Program (Godfrey Dean)	\$ 50,000	(50,000)			0
CDPR (RCS)	Gloria Hayden Gym Floor and Lines	\$ 25,000	(25,000)			0
Deer Park	Irrigation	\$ 75,800	(75,800)			0
Ec Dev	Revitalization East, Hwy 9/Broadway - SW/SE Quadrants	\$ 601,500	(451,500)	(150,000)		0
Engineering	Broadway Street West - Highway #10 Project with Provincial Government	\$ 316,100	(316,100)			0
Engineering	Rail Line Fencing (Between Skate Park & Western Grocer)	\$ 30,000	(10,000)	(20,000)		0
Engineering	Paving Gravel Roads - York Road East (Mayhew to Whitesand Drive)	\$ 167,300	(167,300)			0
Engineering	Storm sewer relief line from Whitesand Drive to York Road	\$ 45,722	(45,722)			0
Engineering	Traffic Signal Pole Replacement Program - Broadway and Myrtle Ave	\$ 349,700	(349,700)			0
Engineering	King Street/Hwy 9 Intersection Signalization (Note - Cost addition in 2023)	\$ 1,500,000			(1,500,000)	0
Engineering	Pedestrian Crossing at West Broadway Tim Horton's	\$ 52,000	(52,000)			0
Engineering	York Road Reconstruction (Phase 1/11) - Victoria Crossing Design/Land	\$ 489,100			(489,100)	0
Enviro Services	Sask Abilities Recycling Centre Improvements - Community Recycling/Compost Drop Off Site	\$ 50,000	(50,000)			0
Finance/IT	Storage Area Network (SAN) Upgrades	\$ 65,000	(65,000)			0
Fire	Equipment - Jaws of Life / SCBA Bottles	\$ 47,000	(47,000)			0
Gallagher Centre	South Parking Lot Lighting	\$ 23,000	(23,000)			0
Gallagher Centre	Fire Protection Upgrades	\$ 37,800	(37,800)			0
Gallagher Centre	Waterpark Dehumidification	\$ 584,200	(584,200)			0
Landfill	Master Plan Landfill	\$ 106,500	(106,500)			0
Landfill	Groundwater Monitoring - 4 new wells	\$ 115,000	(115,000)			0
Landfill	Power/Electrical Upgrade for Soil Conditioning Pad	\$ 67,900	(67,900)			0
Public Works	Water Meter Replacement Program	\$ 2,420,000	(2,420,000)			0
Public Works	Residential Reconstruction - Engineering Investigation and Design (Weinmaster)	\$ 150,000	(150,000)			0
Waste Water	WPCP Down Stream Study/Master Plan	\$ 179,400	(179,400)			0
Water Works	Aquifers (Year 1/3)	\$ 124,700	(124,700)			0
Water Works	Water Well Improvements #9,#16,#17 (Year 1/2)	\$ 450,000	(450,000)			0
Water Works	New Well #13	\$ 550,000	(550,000)			0
Water Works	Water Pollution Control Plant - Expansion Pre-design (Phase 2/5)	\$ 300,000	(300,000)			0
Total Rollovers		\$ 9,461,622	(7,302,522)	(170,000)	(1,989,100)	0

2022 Capital Budget Projects - Approved in 2021

Dept	Project Description	Total Cost	From Reserves	Grants/ Donations	Trade-in/Loans/ Other/Land Fund	2022 Capital Budget
Airport	Airport Runway (internal loan re-payment) <i>Balance Remaining = \$505,093.81</i>	\$ 260,000				260,000
CDPR (RCS)	Neighbourhood Parks Reserve	\$ 100,000				100,000
CDPR (RCS)	Cemetery Concrete Runners	\$ 55,000				55,000
CDPR (RCS)	Waterloo Park Pathway	\$ 100,000				100,000
CDPR (RCS)	Godfrey Dean - Roof Inspection & Repair	\$ 50,000	(50,000)			0
CDPR (RCS)	HVAC Rooftop Replacement Program (GHCC)	\$ 25,000	(25,000)			0
Deer Park	Equipment Purchases - mowers	\$ 200,000	(200,000)			0
Deer Park	Irrigation & Drainage	\$ 100,000				100,000
Deer Park	Cart Paths	\$ 50,000				50,000
Deer Park	New Clubhouse	\$ 7,600,000			(7,600,000)	0
Engineering	York Road Reconstruction (Phase 2/11) - Victoria Crossing Construction <i>Estimated Project Total = \$17,000,000</i>	\$ 3,582,000			(2,358,200)	1,223,800
Engineering	York Road Reconstruction (Phase 3/11) - Road Reconstruction Detailed Design <i>Estimated Project Total = \$17,000,000</i>	\$ 335,000				335,000
Engineering	Ball Road - Paving	\$ 926,000			(926,000)	0
Engineering	Faded Signs Replacement - various	\$ 166,200				166,200
Fleet	Equipment Purchases - Wheel Loader, half tons, chipper truck, compact track loader	\$ 648,000	(604,000)		(44,000)	0
Fire	Urban Interface (Pumper) Vehicle Replacement	\$ 500,000	(500,000)			0
Gallagher Centre	Flat Roof Replacement	\$ 400,000				400,000
Gallagher Centre	Building Management System Upgrade	\$ 30,000	(30,000)			0
Gallagher Centre	Waterpark Ladies Changeroom	\$ 20,000	(20,000)			0
Landfill	Master Plan - Annual Allocation	\$ 75,000	(75,000)			0
Public Works	Annual Road Allocation (Darlington / Mayhew / York)	\$ 1,550,000				1,550,000
Public Works	Smith Street Improvements: Design - Myrtle to 7th Ave <i>Estimated Project Total = \$3,500,000</i>	\$ 150,000				150,000
Public Works	Gladstone Avenue Improvements: Design - Bradbrooke to Smith Street <i>Estimated Project Total = \$3,000,000</i>	\$ 150,000				150,000
Transit	Access Bus	\$ 100,000	(45,000)	(55,000)		0
Water Works	Ground Water Resource Investigation: Aquifers (Year 2/3) <i>Estimated Project Total = \$875,000</i>	\$ 250,000	(250,000)			0
Water Works	Water Well Improvements #9,#16,#17 (Year 2/2) <i>Estimated Project Total = \$900,000</i>	\$ 450,000	(450,000)			0
Water Works	Water Pollution Control Plant - Preliminary Design (Phase 3/5) <i>Estimated Project Total = \$70,000,000</i>	\$ 1,200,000	(1,200,000)			0
Total Pre-approved 2022		\$ 19,072,200	(3,449,000)	(55,000)	(10,928,200)	4,640,000

2022 Capital Budget Projects - Additional - Fully Funded

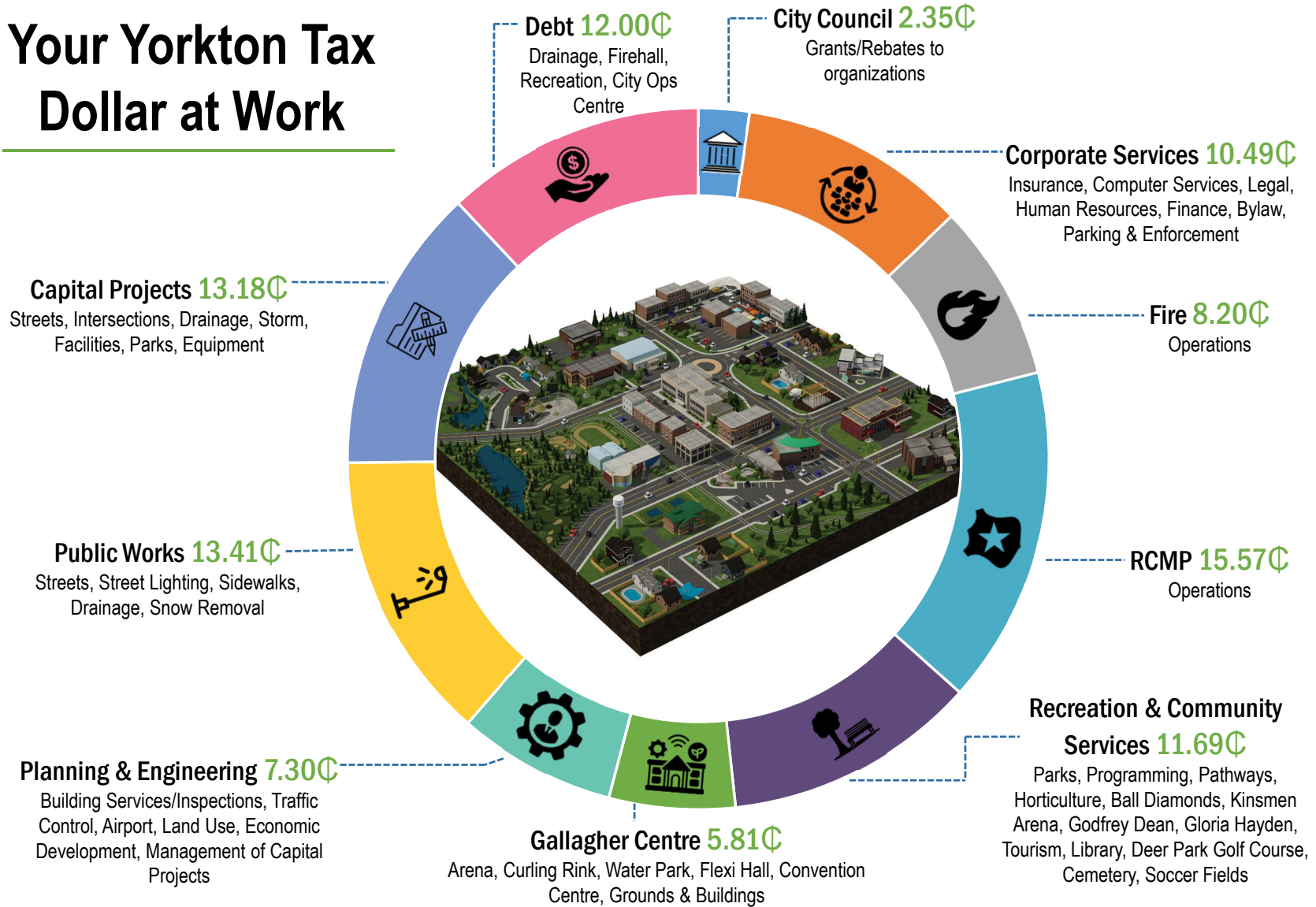
Dept	Project Description	Total Cost	From Reserves	Grants/ Donations	Trade-in/Loans/ Other/Land Fund	Capital Budget
Engineering	COC - Stockpile Site - Scale Installation	\$ 115,000	(115,000)			0
Engineering	Traffic Camera Replacement (Intersections of York/Hwy 9 and Gladstone/Smith)	\$ 58,000	(58,000)			0
Facilities	City Hall Maintenance - Annual allocation	\$ 50,000	(50,000)			0
Gallagher Centre	New Indoor Staging	\$ 100,000	(100,000)			0
Gallagher Centre	Waterpark Sound System Upgrades	\$ 30,000	(30,000)			0
Gallagher Centre	Gallager Ice Plant Upgrades	\$ 1,085,000			(1,080,000)	5,000
Engineering	Safe Play Zone Review - Signage and Radar Signs	\$ 131,000	(131,000)			0
Library	Programming Room Upgrade	\$ 30,000	(30,000)			0
RCS	Development of Community Culture Plan	\$ 40,000	(20,000)	(20,000)		0
RCS	Disc Golf Tee Pads (Patrick Park & Rodney)	\$ 30,000	(30,000)			0
RCS	Parks Grass Mower	\$ 37,000	(37,000)			0
Water Works	Boiler Replacement at Water Treatment Plant	\$ 125,000	(125,000)			0
Water Works	New Water Well Buildings (#13 and #9) and Back-up Generator Improvements	\$ 640,000	(640,000)			0
Total Additions to 2022		\$ 2,471,000	(1,366,000)	(20,000)	(1,080,000)	5,000
Total 2022 Capital Budget		\$ 21,643,200	(4,815,000)	(75,000)	(12,108,200)	4,645,000

2023 Capital Budget Projects - Proposed

Dept	Project Description	Total Cost	From Reserves	Grants/ Donations	Trade-in/Loans/ Other/Land Fund	2022 Capital Budget	2023 Capital Budget
Airport	Airport Runway (internal loan re-payment) <i>Balance Remaining = \$245,093.81</i>	\$ 250,000					250,000
Airport	Allocation for New Terminal Building	\$ 268,000					268,000
Deer Park	Parking Lot Cart Compound	\$ 15,000					15,000
Deer Park	Course Drainage	\$ 50,000					50,000
Deer Park	Fleet Storage & Maintenance Building - Trailer Installation	\$ 50,000					50,000
Deer Park	Irrigation	\$ 100,000					100,000
Deer Park	Topdressing & Soil Storage	\$ 15,000					15,000
Engineering	King Street/Hwy 9 - Intersection Signalization - Project Addition <i>Estimated Project Total = \$1,900,000</i> (Original 1,500,000 approved 2020).	\$ 400,000			(400,000)		0
Engineering	Victoria Ave Drainage Ditch - Detailed Design <i>Estimated Project Total = \$4,320,000</i>	\$ 300,000					300,000
Engineering	Fiber Optic Cable Installation (Hwy 10/Mayhew, Hwy 10/Kelsey, Hwy 9/Hamilton)	\$ 107,000	(54,000)				53,000
Fleet	Equipment Purchases - Wheeled Excavator, tandem gravel trucks, compact track loader	\$ 1,005,000	(925,000)		(80,000)		0
Gallagher Centre	Fencing & Gate Upgrades	\$ 50,000	(50,000)				0
Gallagher Centre	Flexihall Sound System Upgrades	\$ 50,000					50,000
Gallagher Centre	Westland Arena Hot Water Heaters	\$ 55,000					55,000
Gallagher Centre	Lighting Upgrade - Ag Pavillion & Flexihall	\$ 170,000					170,000
Gallagher Centre	North Fire Lane Paving	\$ 50,000					50,000
Gallagher Centre	Waterpark Hot Water Storage Tanks	\$ 19,000					19,000
Gallagher Centre	Ride-on Floor Scrubber	\$ 25,000	(25,000)				0
Gallagher Centre	Rooftop Replacement Program	\$ 50,000					50,000
Gallagher Centre	Wavepool Underwater Lighting Upgrade	\$ 35,000	(35,000)				0
Public Works	Annual Road Allocation (Darlington / Mayhew / York)	\$ 2,000,000					2,000,000
Public Works	Annual Drainage Allocation (York Rd)	\$ 500,000					500,000
Public Works	Weinmaster Reconstruction Master Plan (Design)	\$ 75,000					75,000
RCS	2nd Basketball Court - BMX Park	\$ 90,000					90,000
RCS	New Basketball/Pump Bike Park Parking Lot	\$ 175,000					175,000
RCS	Cemetery - Chemical Storage Shed	\$ 21,000	(21,000)				0
RCS	Weinmaster Park - Washroom & Warm-up Shelter	\$ 75,000	(75,000)				0
RCS	Godfrey Dean - Exterior Revitalization	\$ 160,000		(80,000)			80,000
RCS	Godfrey Dean - Flooring Replacement	\$ 25,000	(25,000)				0
RCS	Godfrey Dean - Kitchenette Upgrade	\$ 20,000	(20,000)				0
RCS	Kinsmen Arena Ice Systems Upgrades	\$ 2,775,000			(2,775,000)		0
RCS	Pump Bike Park - BMX Park behind Columbia School	\$ 425,000					425,000
RCS	Outdoor Recreation (Football) - Investigation/Study	\$ 30,000					30,000
RCS	Indoor Rec Facility - Investigation/Study	\$ 40,000					40,000
Water Works	Water Tower Repairs - inspection, recoating, underground piping	\$ 3,335,000	(3,335,000)				0
Water Works	Well #7 - Waterline replacement	\$ 700,000	(240,000)	(460,000)			0
Total 2023 Capital Budget		\$ 13,510,000	(4,805,000)	(540,000)	(3,255,000)	0	4,910,000

Total of projects above requiring capital funding	2022 4,645,000	2023 4,910,000
--	--------------------------	--------------------------

Your Yorkton Tax Dollar at Work



Amber Matechuk

From: noreply@esolutionsgroup.ca
Sent: Wednesday, February 2, 2022 1:42 PM
To: webform - Finance
Subject: New Response Completed for Budget Feedback

CAUTION: External Email

Hello,

Please note the following response to Budget Feedback has been submitted at Wednesday February 2nd 2022 1:41 PM with reference number 2022-02-02-011.

- **Name:**
[REDACTED] * Redacted pursuant to LAFOIP Sec. 23(1)(e)
- **Address:**
[REDACTED]
- **City:**
Yorkton
- **Province:**
Saskatchewan
- **Postal code:**
[REDACTED]
- **Phone number:**
[REDACTED]
- **Budget comments and/or questions:**
I disagree with the current budget increase, as certain areas of the city budget are due to poor management and planning. Deer park is not a necessity & building a new clubhouse is totally irrelevant. Golf club membership should be paying for this. I am also upset with the new building for the city, as yes a new building was required. But, why was money spent outrageously on that poor efficient architecture. This again was not "green" or energy efficient but totally a waste. The Gallagher centre operating costs are also due to poor management & budgeting. Seriously, why are homeowners paying for a few elite few. Raise the cost for "hockey parents", "figure skaters", "lacrosse" & soccer parents. We as a family are barely able to use this due to almost no availability (book online & poor mgt scheduling), yet these elite have priority. Think about how your spending my tax dollars, I did not agree to a lot of this but bear the burden of the elite. How many times has \$\$ been spent outrageously without our input? Things that need

to be repaired or replaced such a sidewalks & streets (paving) are not being done in our older areas but the newer areas are done 3 times haphazardly.

[This is an automated email notification -- please do not respond]

Amber Matechuk

From: noreply@esolutionsgroup.ca
Sent: Wednesday, February 9, 2022 11:09 AM
To: webform - Finance
Subject: New Response Completed for Budget Feedback

CAUTION: External Email

Hello,

Please note the following response to Budget Feedback has been submitted at Wednesday February 9th 2022 11:08 AM with reference number 2022-02-09-008.

- **Name:**
[REDACTED]
- **Address:**
[REDACTED]
- **City:**
Yorkton
- **Province:**
Saskatchewan
- **Postal code:**
[REDACTED]
- **Phone number:**
[REDACTED]
- **Email:**
[REDACTED]
- **Budget comments and/or questions:**
The assessment/tax issue that was previously raised by commercial business' in Yorkton has not been rectified. Asking business' if they have appealed their assessment is a cop out on the City's behalf. The assessment system is broken and completely illogical. Commercial property tax due to absurd assessments is damaging our business' and in turn our city and its reputation. We are not seen as "business friendly". Many commercial business' saw an increase of over 40% in their assessments and in turn taxes last year, and now we hear of a "small" 4.86% increase. I would urge council and the city to look at applying this increase to residential and not on the commercial business' that have already been hit with insane, unexplainable assessments & tax increases. It's true the city received the same tax dollars as the previous year, so you can "officially" stand behind the

statement of the 0% increase platform many of you ran on, however the business community understands that is unequivocally untrue...many of us paid substantially more in taxes, even though the City brought in the same amount of dollars. I would strongly request and urge Council to stand with & behind our business community and not hit us with another tax increase. There has to be a solution to applying this increase elsewhere.

[This is an automated email notification -- please do not respond]

Amber Matechuk

From: noreply@esolutionsgroup.ca
Sent: Wednesday, February 9, 2022 1:59 PM
To: webform - Finance
Subject: New Response Completed for Budget Feedback

CAUTION: External Email

Hello,

Please note the following response to Budget Feedback has been submitted at Wednesday February 9th 2022 1:58 PM with reference number 2022-02-09-017.

- **Name:**
[REDACTED]
- **Address:**
[REDACTED]
- **City:**
Yorkton
- **Province:**
Saskatchewan
- **Postal code:**
[REDACTED]
- **Phone number:**
[REDACTED]
- **Budget comments and/or questions:**
Taxes proposed to go up in 2022.....when promised we won't see an increase in 2021. In the area of Good Spirit Crescent our taxes increased varying in dollar amount. Our property taxes alone went up \$170.00 for 2021, yet our assessed value and taxable amount went down. Had made a phone call regarding this and really no understandable explanation was given.....looking around Yorkton and inquiring about other properties the majority went down and stayed the same. Now we will receive another increase....can't understand this for what we get in this City. This winter we have seen a remarkable amount of snow but we have to continually call for roads to be done in our area and then on top of that they pile the snow in front of homes and beside driveways so you can not see to get out of your driveway. We have paid through our own pocket to get the banks removed on the city property.... in front of our home for safety reasons and the upcoming melt as we flood so bad on this street. In this area we do not get any support from the City with the streets and water pooling in front of some homes same old

response can't do anything for you.. So in response to taxes going up again this year I feel we have paid our increase last year especially when it is a duplex and nearly paying \$3800.00 can't understand....

So with an increase of just about 4% last year and another 5% for 2022 we are looking at 9% in two years and for what..... We are comparable with Saskatoon and even higher in property taxes.

Just my thoughts and concerns... more money is needed so soak the homeowners, City trying to recoup the money for some of the purchases they have made and not sold.....taxes too high for certain businesses to come into Yorkton open the doors and maybe we can see some progress here.

[This is an automated email notification -- please do not respond]

Amber Matechuk

From: noreply@esolutionsgroup.ca
Sent: Thursday, February 10, 2022 6:02 PM
To: webform - Finance
Subject: New Response Completed for Budget Feedback

CAUTION: External Email

Hello,

Please note the following response to Budget Feedback has been submitted at Thursday February 10th 2022 6:01 PM with reference number 2022-02-10-035.

- **Name:**
[REDACTED]
- **Address:**
[REDACTED]
- **City:**
Yorkton
- **Province:**
Saskatchewan
- **Postal code:**
[REDACTED]
- **Phone number:**
[REDACTED]
- **Email:**
[REDACTED]
- **Budget comments and/or questions:**
I believe a 4.86% tax increase is very much going to hurt my single income family. With fuel, grocery, and bills already increasing drastically, myself as a single mother paying \$2000/yr taxes is kind of scary knowing it maybe more! Please reconsider raising taxes this year as many Canadians are already feeling the impact on rising costs. The city I believe shouldn't have spent \$400,000 on a rock wall, and now asking the citizens for more money.

[This is an automated email notification -- please do not respond]

Amber Matechuk

From: noreply@esolutionsgroup.ca
Sent: Friday, February 11, 2022 6:09 PM
To: webform - Finance
Subject: New Response Completed for Budget Feedback

CAUTION: External Email

Hello,

Please note the following response to Budget Feedback has been submitted at Friday February 11th 2022 6:08 PM with reference number 2022-02-11-021.

- **Name:**
[REDACTED]
- **Address:**
[REDACTED]
- **City:**
Yorkton
- **Province:**
Saskatchewan
- **Postal code:**
[REDACTED]
- **Phone number:**
[REDACTED]
- **Email:**
[REDACTED]
- **Budget comments and/or questions:**
In response to our Arts and Culture Proposal, can you please share where council has considered the support of arts and culture for youth in our community? I can see many sports that have been considered. How will council show support for those children and families whose passion is Dance (commercial or cultural), Drama, or Music?


Sports indicated in budget:
Lions Ball Diamond \$23,900
Outdoor BB court \$100,000
Gloria Hayden Floor \$25,000
Deer Park Path \$50,000

Deer Park Clubhouse \$7,600,000
Disc Golf pads \$37,000
Outdoor BB court (2023) \$90,000
BB/Bike Park Parking lot (2023) \$175,000
Bike Park (2023) \$425,000
Sports / Rec studies \$70,000
TOTAL \$8,595,900

Culture indicated in budget:
Godfrey Dean upgrades \$205,000
Develop Culture Plan \$40,000
TOTAL \$245,000 with no new facilities or events supported

In the past it has been mentioned that the city only supports facilities. Besides private businesses, the only cultural facility for dance, drama, music is the theatres. During the Anne Portnuff renovation process, to my knowledge, the city did not provide any funding but rather the businesses and service providers of our community were the sole providers of funding above and beyond any grant money. Arts and culture do not require a facility, they require opportunities. If our proposal is not a project council sees appropriate for their budget, what would council support to show their value of the youth arts and culture sector?

Kind Regards,



[This is an automated email notification -- please do not respond]